

# Docking Drawer®

Blade Series Tear Sheet

**BLADE DUO 1514-278-X96**

Revision 1



Docking Drawer is the market leader of in-drawer outlets, offering the only ETL-Listed solution unsurpassed in both safety and quality.

Designed intentionally for use inside a drawer, our outlets feature an integrated thermostat that cuts power if surrounding temperatures exceed 120°F and cable management arms that guide and protect the power cord as the drawer opens and closes. Premium, all-metal components guarantee long-lasting durability, while the capacity to easily update the outlet as technology changes over time ensures lifelong usability.

Install our in-drawer outlets with ease into drawers of any type to eliminate cord and device clutter from countertops and surfaces for more organized and functional spaces.

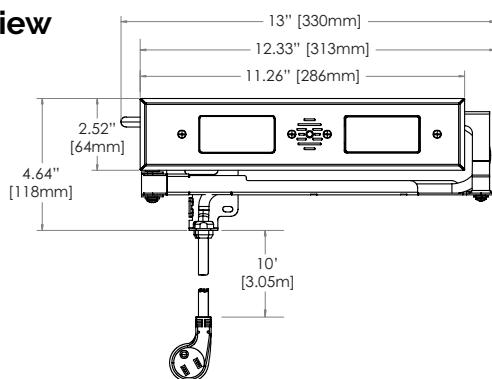
# Blade Series Blade Duo 1514-278-Xg6

## Outlet Dimensions

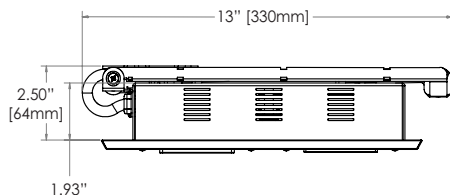
Outlet Width	13" (330mm)
Outlet Height	4.64" (118mm)
Outlet Depth	2.5" (64mm)
Receptacle Box Depth	1.93" (49mm)
Cover Plate Height	2.52" (64mm)
Cover Plate Width	11.26" (286mm)

Cord Length  
(measured from the rear mounting bracket) 10' (3.05m)

### Front View



### Top View



## Outlet Specifications



2 AC &  
2 USB-C  
(PD - 65 Watt)

AC: 15 amps @ 120 VAC

USB-C (PD) 65 Watt Shared

USB-C (single port connected to PD device): 65W  
5V/3A; 9V/3A; 12V/3A; 15V/3A; 20V/3.25A

USB-C (both ports connected to PD devices): 65W  
total C1/C2: 5V/3A; 9V/3A; 12V/2.5A; 15V/2A;  
20V/1.5A



2 USB-C  
(PD - 30 Watt)  
& 2 USB-A

USB-C (PD) 30 Watt Shared

USB-C (single port connected to PD device): 30W  
max 5V/3A; 9V/3A; 12V/2.5A; 15V/2A; 20V/1.5A

USB-C (both ports connected): 15W each port  
C1: 5V/3A C2: 5V/3A

USB-A (max with one or both ports connected) 12W  
total 5v/2.4A

## Recommended Locations for the In-Cabinet Electrical Supply

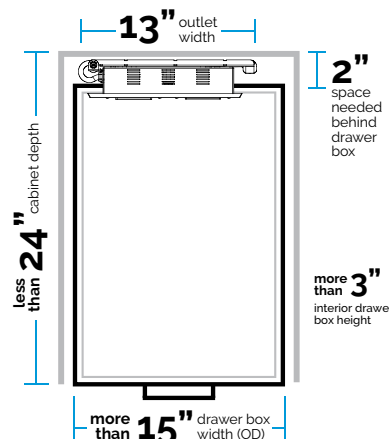


*Do NOT put the electrical supply directly behind the drawer box as it may interfere with the cable management arms*



## Cabinet Specifications

Outlet Width	13"
Minimum Drawer Box Width (OD)	15" or more
Minimum Interior Drawer Box Height	3" or more
Minimum Space Behind Drawer Box	2" or more
Maximum Base Cabinet Depth	24" or less



## Resources & Downloads

Docking Drawer provides all of the necessary resources to plan a Blade Series outlet installation. Download the following resources at [dockingdrawer.com/downloads](https://dockingdrawer.com/downloads):

- Spec Book
- DXF, Step and Solidwork Files
- Mounting Diagrams
- Installation Instructions

## Ready to Order?

Source directly from Docking Drawer or from one of our distribution partners. [Learn more.](#)

Project  
Name:

Where to  
Source:

- ☐ Docking Drawer  
☐ Distributor

Lead Time - 2 weeks

Freight - FOB San Ramon

Warranty - 5 Years

[Terms & Conditions](#)