

Docking Drawer®

Flush Pop Up Series Tear Sheet

5030-1333



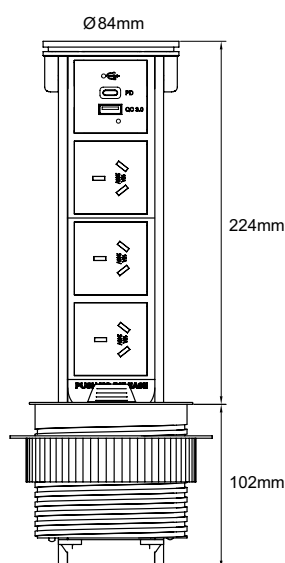
Docking Drawer Flush Pop Up Series outlets can be specified into any worktop, offering an additional power source without detracting from the look of your backsplash. Flush Pop Up outlets remain concealed out of sight when not in use, with the Qi wireless charging top sitting flush against your worktop. Australian Certified for Safety and EMC, outlets are available in a variety of finishes and configurations to satisfy any need and compliment every style.

Flush Pop Up Series Flush Pop Up Quad 5030-1333

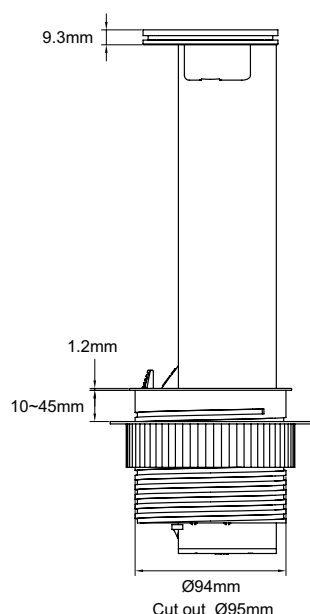
Outlet Dimensions

Top Diameter	84mm
Tower Height	224mm
Base Height	102mm
Top Thickness	9.3mm
Ring Thickness	1.2mm
Available space for worktop	10-45mm
Base Diameter	94mm
Cut Out Size	95mm

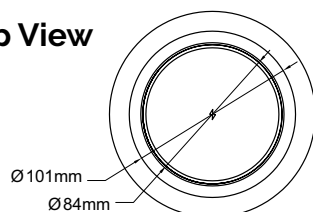
Front View



Side View



Top View



Outlet Specifications



1 USB-C (PD)
& 1 USB-A

USB-C (PD): 5V@3A, 9V@3A,
12V@2.5A, 15V@2A, 20V@1.5A

USB-A: 5V@3A, 9V@3A, 12V@2.5A,
20V@1.5A

Total output power: Max 30W



Type I

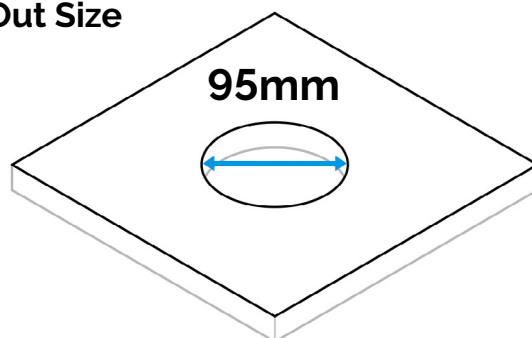
10 amps @ 240 VAC



Qi Wireless
Charging Top

15W

Cut Out Size



Resources & Downloads

Docking Drawer provides all of the necessary resources to plan a Flush Pop Up Series outlet installation. Download the following resources at dockingdrawer.com/downloads:

- Spec Books
- Mounting Diagrams
- Installation Instructions
- Electrical Certifications



Ready to Order?

Source directly from Docking Drawer or from one of our distribution partners. [Learn more.](#)

Project
Name:

Where to
Source:

- ☐ Docking Drawer
☐ Distributor

Warranty - 2 Years [Terms & Conditions](#)