

Docking Drawer®

Flush Pop Up Series


NEW
Configurations
& Finishes



Docking Drawer is the worldwide leader of hidden electrical outlets. Our 220V Flush Pop Up Series outlets are CE and UKCA Listed and simple to install into any kitchen worktop. Sitting just 2mm above the worktop surface, our Flush Pop Up outlets integrate seamlessly to ensure no worktop functionality is lost when not in use, and can be expanded with a tap to conveniently power electric tea kettles, small appliances, chargeable devices and more.

Power With Purpose

Designed with high quality finishes and materials and a sealing ring to prevent dust and debris from entering, Docking Drawer Flush Pop Up outlets offer you the ability to safely power with purpose. Choose from configurations including a combination of USB-C (PD), USB-A and UK Type G outlets, all featuring Qi wireless charging capability on top. Mount your Flush Pop Up in the worktop, in an upper cabinet or as a pop-out wall power source to conveniently add power where you need it most.



Smart

Docking Drawer Flush Pop Up outlets can be mounted into worktop surfaces, upper cabinets or as a wall pop-out power source.

Simple

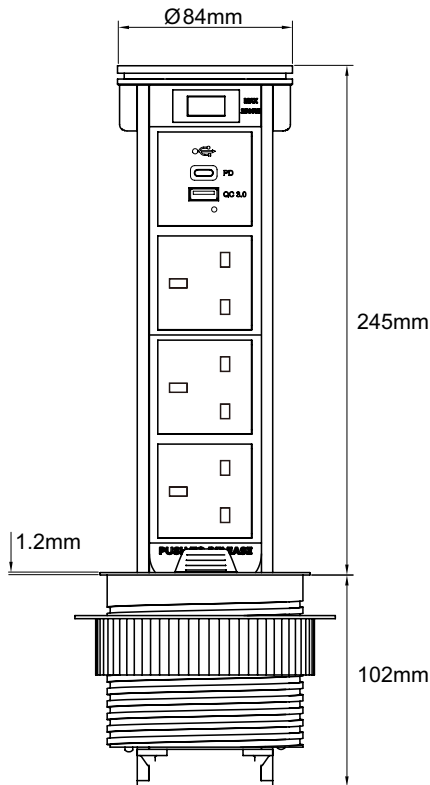
Docking Drawer Flush Pop Up outlets are simple to install and are easily concealed, as they sit just 2mm above the worktop surface when closed.

Safe

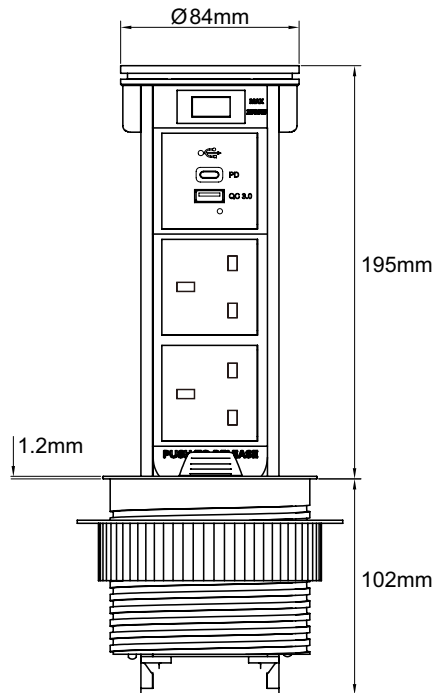
CE & UKCA Listed featuring tamper resistant Type G outlets and USB-C (PD) ports with an internal thermoregulator to prevent electronics from overheating while charging.

Everything You Need to Plan Your Project

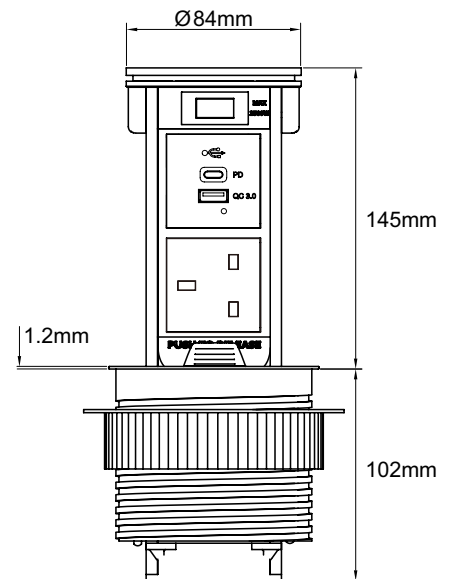
We offer all the resources needed to ensure a simple specification process. Start by taking basic measurements to find the best pop up for your project, then check out our installation and planning resources that include everything you'll need to specify your Docking Drawer Flush Pop Up outlet with ease.




Flush Pop Up Quad



Flush Pop Up Trio




Flush Pop Up Duo



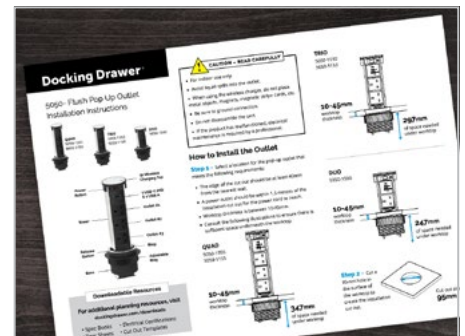
Specification Resources

- Spec Books
- Electrical Certifications



Planning Resources

- Mounting Diagrams



Installation Resources



- Electrical Planning Guide
- Installation Instructions
- Cut Out Templates

All resources are available for download at dockingdrawer.com/downloads

Docking Drawer Flush Pop Up Series Outlets

	QUAD	TRIO	DUO
SILVER EDITION	 5050-1555SABQ 10 amp 1 USB-C (PD) and 1 USB-A, 3 UK Type G Outlets	 5050-1550SABQ 10 amp 1 USB-C (PD) and 1 USB-A, 2 UK Type G Outlets	 5050-1500SABQ 10 amp 1 USB-C (PD) and 1 USB-A, 1 UK Type G Outlet
	 5050-1155SABQ 10 amp 2 USB-C (PD) and 2 USB-A, 2 UK Type G Outlets	 5050-1150SABQ 10 amp 2 USB-C (PD) and 2 USB-A, 1 UK Type G Outlet	
BLACK EDITION	 5050-1555BBBQ 10 amp 1 USB-C (PD) and 1 USB-A, 3 UK Type G Outlets	 5050-1550BBBQ 10 amp 1 USB-C (PD) and 1 USB-A, 2 UK Type G Outlets	 5050-1500BBBQ 10 amp 1 USB-C (PD) and 1 USB-A, 1 UK Type G Outlet
	 5050-1155BBBQ 10 amp 2 USB-C (PD) and 2 USB-A, 2 UK Type G Outlets	 5050-1150BBBQ 10 amp 2 USB-C (PD) and 2 USB-A, 1 UK Type G Outlet	

Outlet Specifications

Max Current: 1 USB-C (PD) & 1 USB-A	 USB-C (PD): 5V@3A, 9V@3A, 12V@2.5A, 15V@2A, 20V@1.5A USB-A: 5V@3A, 9V@3A, 12V@2.5A, 20V@1.5A Total output power: Max 30W
Max Current: Type G	 10 amps @ 240 VAC
Qi Wireless Charging Top	15W
Electrical Certification	CE and UKCA Listed
Warranty	2 Years

Distributed by **HÄFELE**